



You in Control

MR-900 SERIES LATCHING RELAYS

PRODUCT DESCRIPTION

The MR-900 Series Latching Relays provide DPDT 10A resistive contacts which require a momentary impulse in order to latch. The relay may be operated from one of two input voltages: 24VDC or 24VAC. The input voltages are polarity sensitive and diode protected. A reset occurs by depressing the onboard N.C. momentary pushbutton switch or by momentarily removing power from the circuit.

Each relay position contains a red LED which indicates when the relay coil is energized. Relays may be “snapped apart” from a standard 4 module assembly and used independently. Relays are available with snap track and mounting hardware. A single MR-901 or MR-904 is also available mounted in a sturdy NEMA 1 enclosure.

The MR-900 Series Relays are suitable for use with HVAC, Temperature Control, Fire Alarm, Security, Energy Management and Lighting Control Systems.



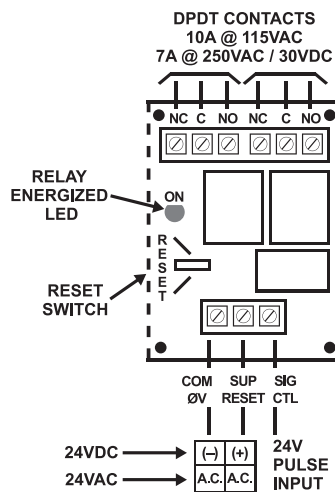
MR-901/T



MR-904/T

RC RECOGNIZED COMPONENTS

WIRING (TYPICAL FOR ONE MODULE POSITION)



Air Products and Controls Inc.
1749 E. Highwood
Pontiac, MI 48340
(248) 332-3900 Phone
(888) 332-2241 Toll free
(248) 332-8807 Fax
www.ap-c.com

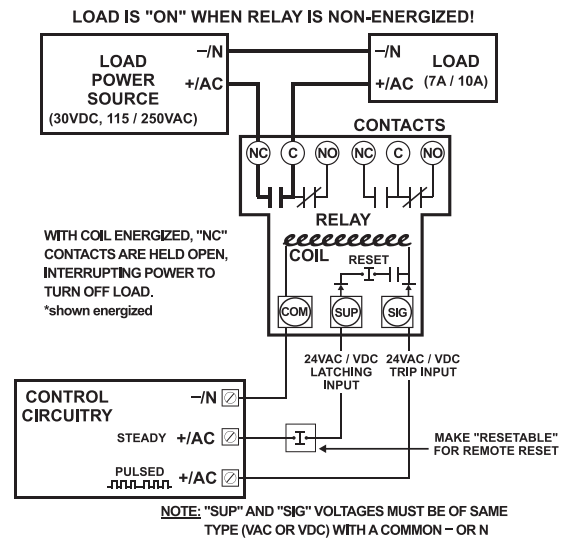
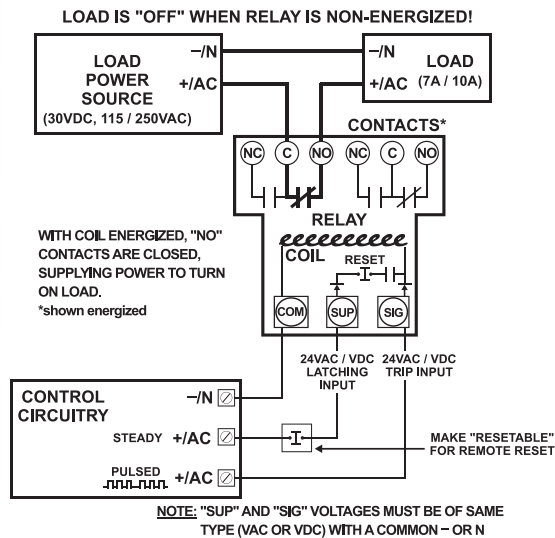
**A
HALMA
GROUP
COMPANY**

Distributed By:



PRODUCT SPECIFICATIONS

MODEL NUMBER	MODULE POSITIONS	CONTACT CONFIGURATION PER POSITION	TRACK MOUNTED H x W x D	ENCLOSURE MOUNTED H x W x D	COVER MATERIAL
MR-901/T			3.40" (87mm) 2.13" (54mm) 1.25" (32mm)		
MR-901/C	1	DPDT		5.13" (130mm) 3.13" (79mm) 2.50" (64mm)	Grey ABS 94V-O Plastic
MR-901/C/R					Red ABS 94V-O Plastic
MR-904/T			3.40" (87mm) 8.50" (215mm) 1.25" (32mm)		
MR-904/C	4	DPDT		5.13" (130mm) 9.50" (241mm) 2.50" (64mm)	Plated 18ga CRS
MR-904/C/R					Red 18ga CRS
POWER REQUIREMENTS:		24VDC @ 42mA (per position) 24VAC @ 45mA			
COIL DATA:		24VDC/VAC nominal; Pick-up = 19.2VDC; Drop-out = 3.6VDC; Max = 26.4VDC			
COMPONENTS:		Uses UL Recognized Components			
POLARIZED:		Yes			
ENERGIZED LED INDICATOR:		One per module position			
CONTACT RATINGS:		Resistive load: 10A @ 115VAC; 7A @ 250VAC / 30VDC			
ENVIRONMENTAL:		32°F to 102°F (0°C to 49°C) @ 85% RH, Non-condensing, Non-freezing			
WIRING:		Solid or stranded; #12 to #22 AWG terminals			
PUSHBUTTON SWITCH:		One per module position			
/T VERSIONS:		3.5" wide, low profile plastic snap track provided with mounting screws			
/C VERSIONS:		Backbox: 18ga CRS, plated with 1/2" conduit knockouts top and bottom			



NOTICE: The information contained in this document is intended only as a summary and is subject to change without notice. The products described have specific instructional/installation documentation, which covers various technical, approval, code, limitation and liability information. Copies of this documentation along with any general product warning and limitation documents, which also contain important information, are provided with the product and are also available from Air Products and Controls Inc. The information contained in all of these documents should be considered before specifying or using the products. Any example applications shown are subject to the most current enforced local/national codes, standards, approvals, certifications, and/or the authority having jurisdiction. All of these resources, as well as the specific manufacturer of any shown or mentioned related equipment, should be consulted prior to any implementation. For further information or assistance concerning the products, contact Air Products and Controls Inc. Air Products and Controls Inc. reserves the right to change any and all documentation without notice.